

Network and Router Performance Report

Customer: Aegis Intelligence Sample (H.K.) LTD 33293523

Period: 2024-06-30 00:00:00 to 2024-07-06 23:59:59



Service Status



CPU Utilization



Memory Utilization



Upload Bandwidth



Response Time

Advice

While the network and router performance during the monitoring period was satisfactory, an upward trend in bandwidth usage has been observed, indicating a likelihood of exceeding the 80% threshold by 2024-10-15. We strongly recommend proactively monitoring the network and considering an infrastructure upgrade to prevent potential performance issues.

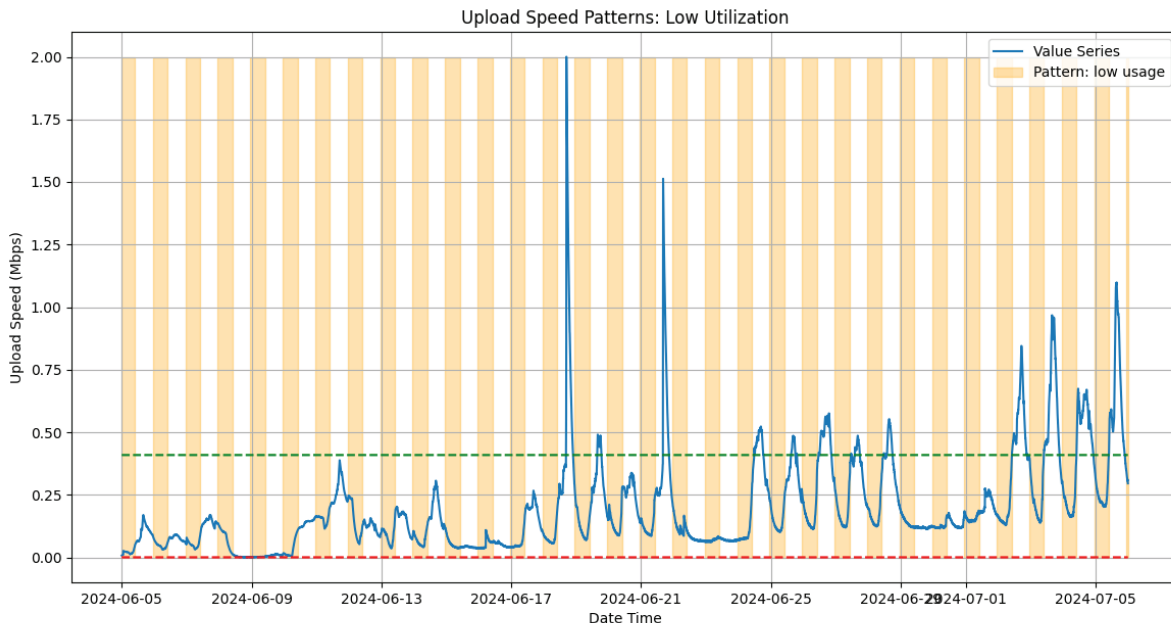
Pattern Findings

Observation 1:

Low usage from 23:00 to 09:55 on all days

Insights: This could be due to off-peak hours or routine maintenance windows.

Anomalies found: No anomalies found.

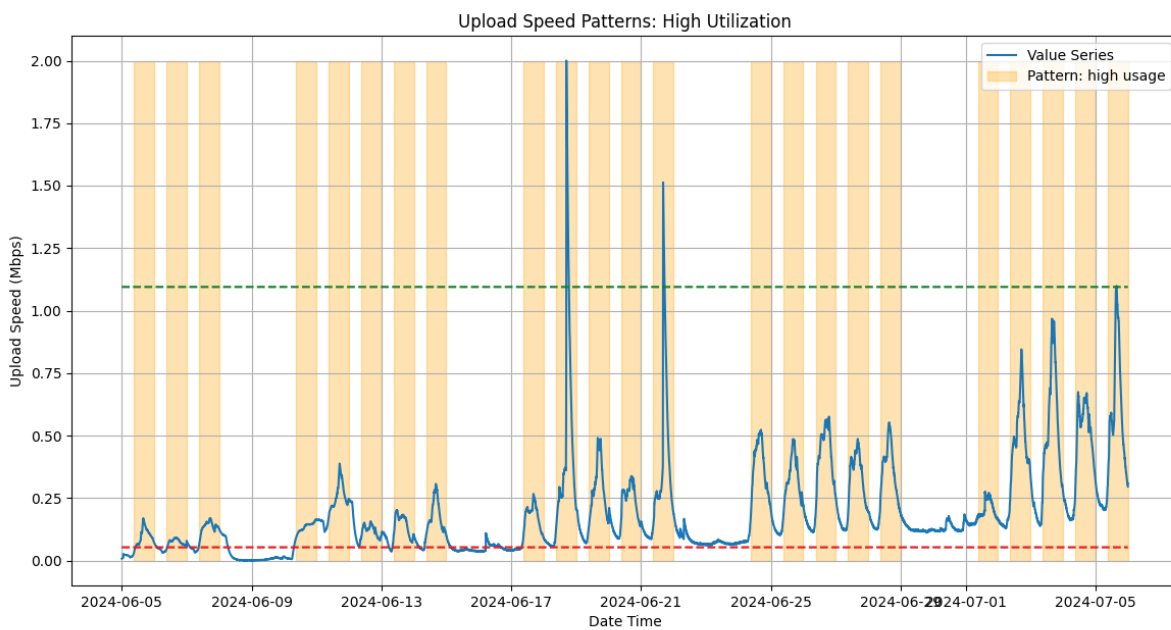


Observation 2:

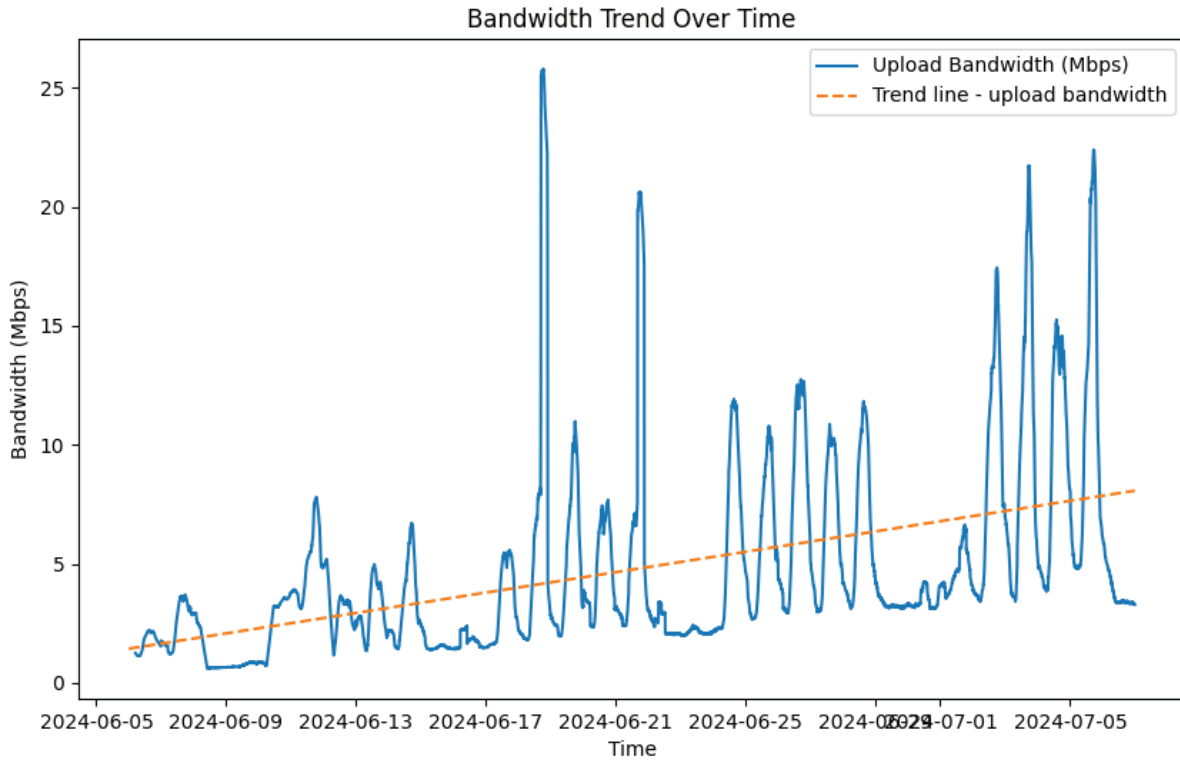
High usage from 09:00 to 23:55 on weekdays

Insights: This high usage aligns with typical operational hours of businesses, leading to increased network activity during these times.

Anomalies found: Several anomalies were detected where usage exceeded the upper and lower bounds. On 2024-06-18 and 2024-06-21, unusually high usage could indicate special events or unforeseen spikes in activity.



Prediction



Upward trend is found in the bandwidth usage, indicating a likelihood of exceeding the 80% threshold by 2024-10-15; we strongly recommend the customer to proactively monitor their network and consider an infrastructure upgrade to prevent potential performance issues.

Summary

Connectivity Status

- **Total uptime:** 100.0%
- **Total downtime:** 0.0%

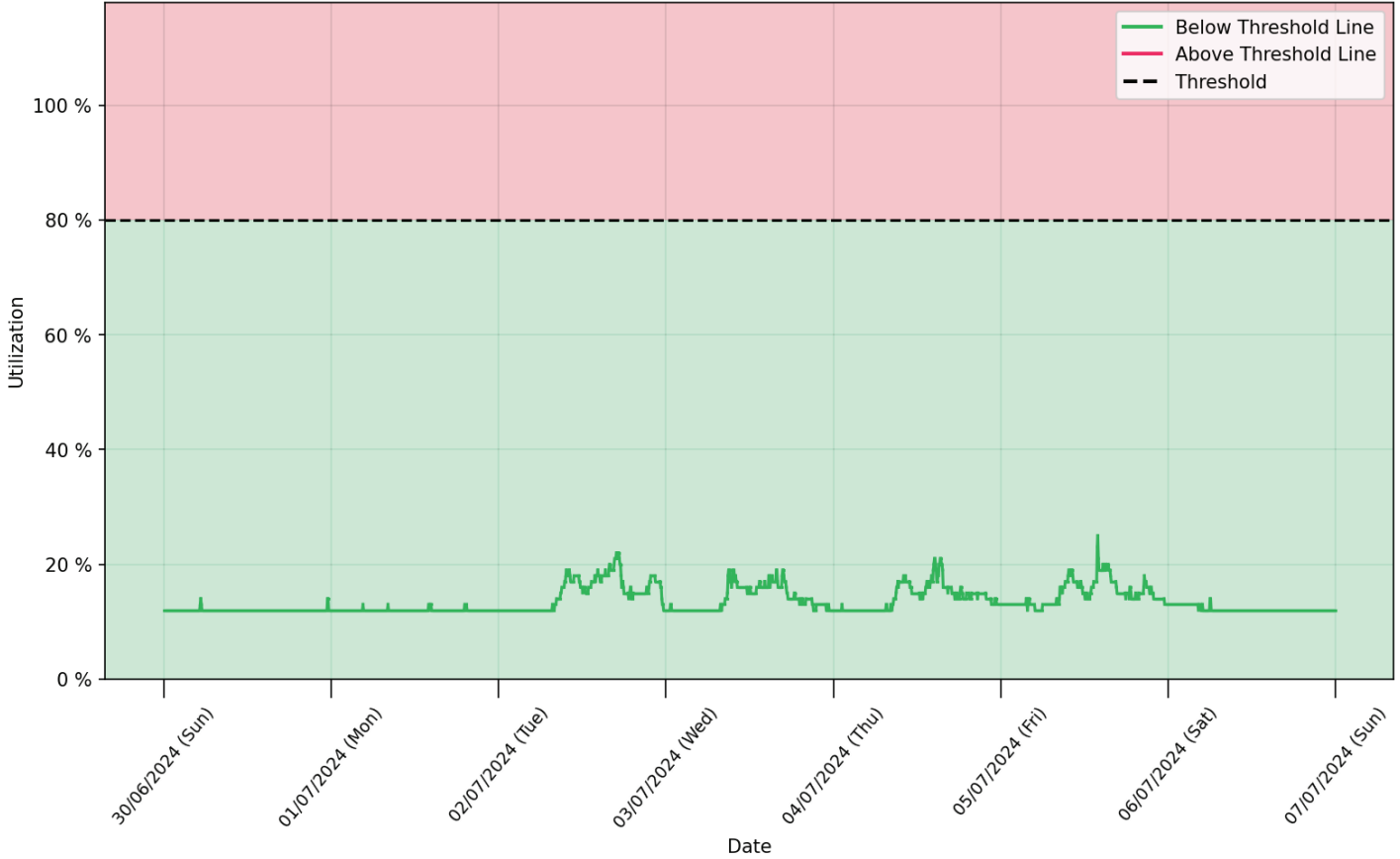
During the specified time period, there was zero downtime for the service.

WAN Interface

- **Total uptime:** 100.0%
- **Total downtime:** 0.0%

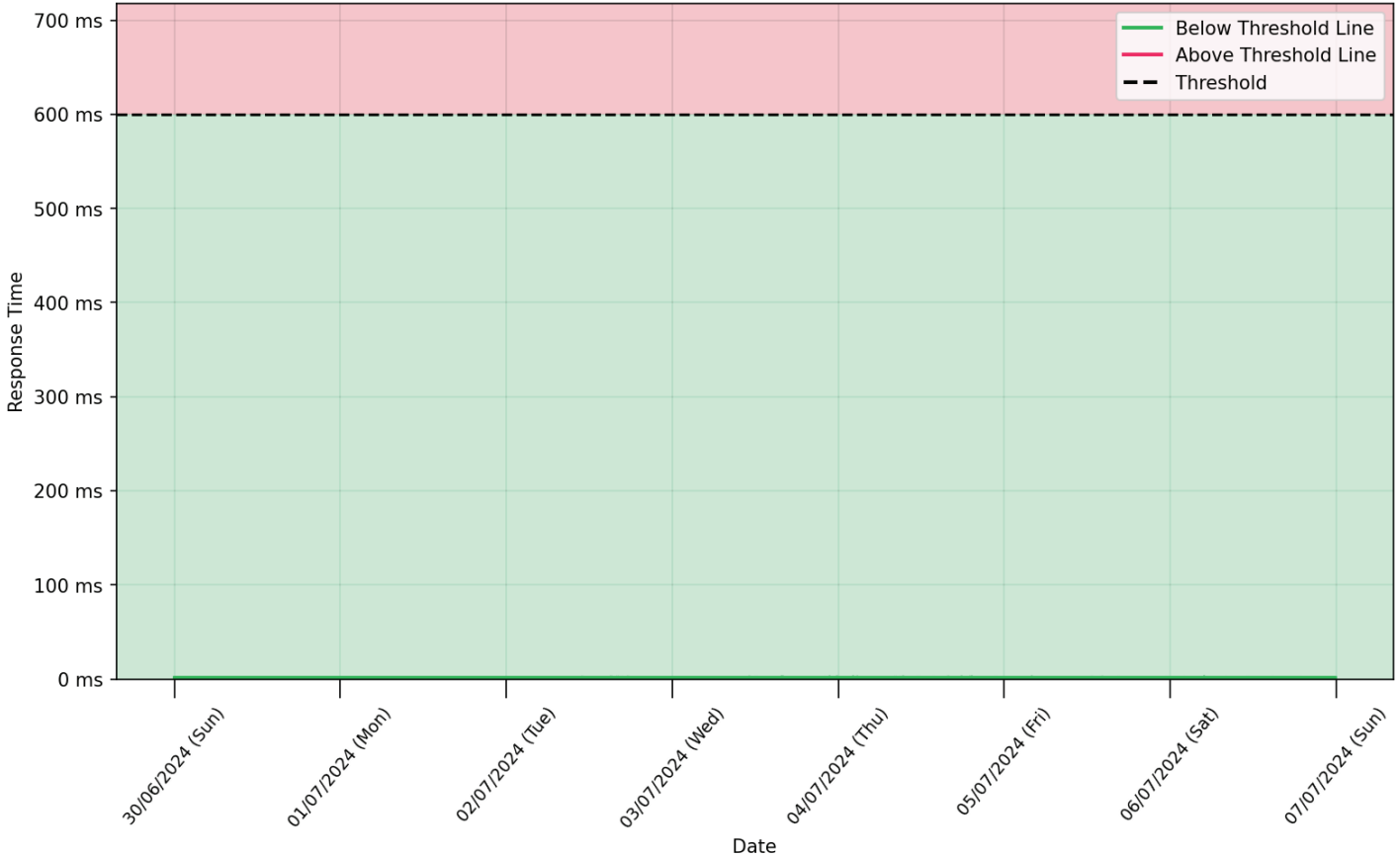
During the specified time period, the WAN interface had no downtime.

CPU Utilization



Aspect	Details
Average CPU Utilization	13.5%
Max CPU Utilization	25%, which occurred at the following time: 2024-07-05 13:55:00 - 2024-07-05 13:59:59
Pattern	There is a recurring pattern of increased CPU utilization at certain intervals, suggesting periodic peaks in network activity.
Trend	The overall trend indicates that the CPU utilization remains relatively low for the majority of the monitoring period, with occasional spikes.
Threshold Exceedances	There were no instances where the CPU utilization exceeded the threshold during the monitoring period.

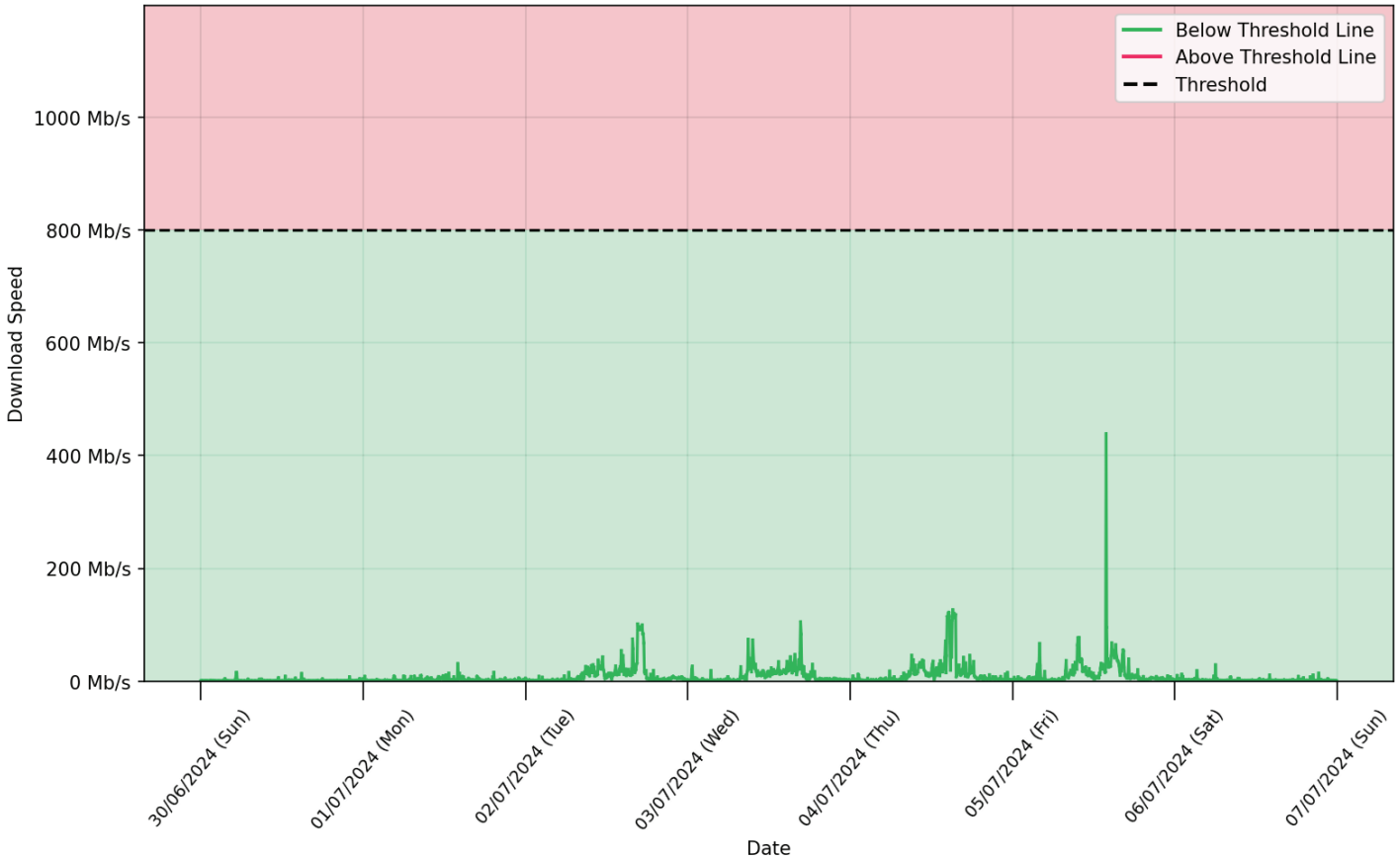
Response Time



Aspect	Details
Average Response Time	1.7 ms
Max Response Time	2.0 ms, which occurred at the following times: 2024-07-06 04:55:00 - 2024-07-06 04:59:59
Pattern	The response time remains consistently low throughout the monitoring period, with no noticeable periodic patterns of spikes or drops.
Trend	The overall trend shows stable and low response times, indicating consistent network performance during the monitoring period.
Threshold Exceedances	There are no instances where the response time exceeded the threshold, demonstrating that the response times stayed well within acceptable limits.

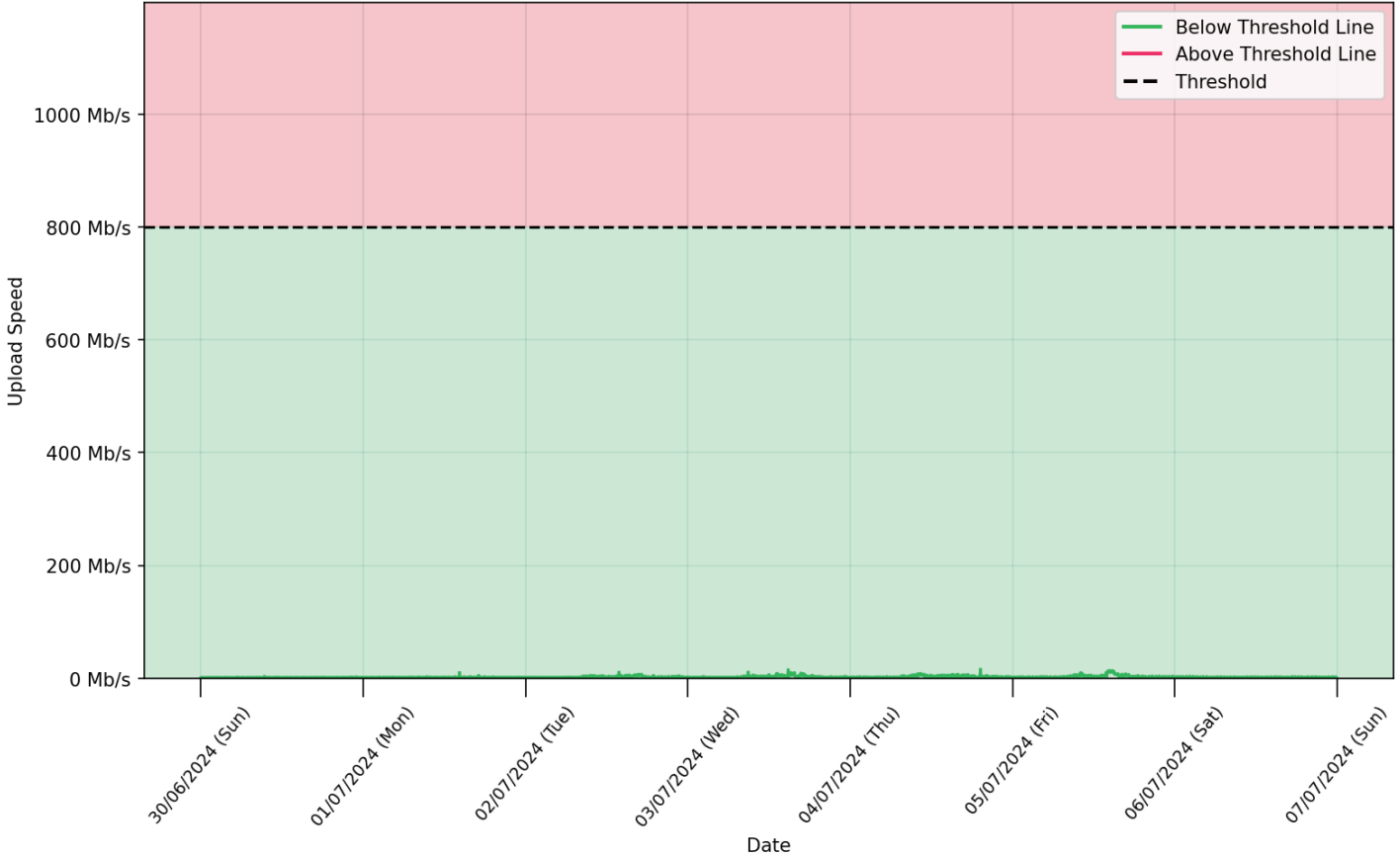
Network Upload/Download Bandwidth

Download Bandwidth



Aspect	Details
Average Download Speed	8.2 Mbps
Max Download Speed	438.8 Mbps, which occurred at the following times: 2024-07-05 13:50:00 - 2024-07-05 13:54:59
Pattern	The graph shows periodic spikes in download speed, with noticeable peaks occurring at regular intervals. These spikes appear to happen multiple times each day, indicating a pattern of high download activity during certain hours.
Trend	The overall trend indicates that there are specific periods of high download speed followed by periods of low or minimal activity. This suggests that the network experiences bursts of high usage at certain times, followed by quieter periods.
Threshold Exceedances	The download speed did not exceed the set threshold during the monitoring period. This indicates that the network maintained download speeds within acceptable limits throughout the observed timeframe.

Upload Bandwidth



Aspect	Details
Average Upload Speed	1.7 Mbps
Max Upload Speed	15.1 Mbps, which occurred at the following times: 2024-07-04 19:15:00 - 2024-07-04 19:19:59
Pattern	The graph shows occasional spikes in upload speed, but there does not appear to be a consistent periodic pattern. The spikes are irregular and do not follow a predictable interval.
Trend	The overall trend indicates that the upload speed remains relatively low for most of the monitoring period, with only a few instances of increased activity. This suggests that the network generally experiences low upload usage, with sporadic bursts of higher activity.
Threshold Exceedances	The upload speed did not exceed the set threshold during the monitoring period. This indicates that the upload demand remained within acceptable limits throughout the observed timeframe.